

GIS UK Corporate Bond Fund



Quarterly Investment Report | 1Q24

For professional and qualified investor use only

Refer to Important Disclosures for additional information

IMPORTANT NOTICE

Please note that this material contains the opinions of the manager as of the date noted, and may not have been updated to reflect real time market developments. All opinions are subject to change without notice.

Executive summary

Past performance does not predict future results.

Portfolio Performance

Exposure to securitized products, an overweight to and security selection within REITs, as well as security selection within the banking and brokerage sector contributed to relative performance over the quarter, while underweight exposure to the insurance and government related sectors detracted.

CONTRIBUTORS

- Exposure to securitized products, as select agency mortgage-backed securities outperformed
- An overweight to and security selection within REITs, as the sector as well as select overweight issuers in the industrial space outperformed the broader market on the back of expectations of decreasing policy rates
- Security selection within the banking and brokerage sector, as select European overweight issuers outperformed

DETRACTORS

- An underweight to the insurance sector, as the sector outperformed over the quarter as higher interest rates continued to feed through to improving investment returns.
- An underweight to government related sectors, as the sector outperformed over the quarter

Performance periods ended 31 Mar '24	3 mos.	6 mos.	1 yr.	3 yrs.	5 yrs.	10 yrs.	SI
Fund before fees	0.32	8.16	6.85	-3.25	-0.22	2.99	4.73
Fund after fees	0.20	7.91	6.36	-3.69	-0.67	2.54	4.26
Benchmark*	0.05	7.43	6.15	-3.31	-0.34	2.54	4.02

Past Performance is not a guarantee or reliable indicator of future results and no guarantee is being made that similar returns will be achieved in the future.

The following information should be read in conjunction with the 12-month rolling past performance information provided later in this presentation

Portfolio strategy

We remain selective on generic corporate credit risk and focus on bottom-up security selection, emphasizing resilient issuers with positive rating trajectories and attractive valuations. During the quarter, we selectively added to issuers in the banking and brokerage, food and beverage, as well as the healthcare sectors, including through attractively priced new issues. Conversely, we trimmed exposure to the utilities and consumer product sectors.

All-in yields remain elevated compared to the last 15 years and yields around current levels have historically represented attractive entry points for long-term investors. In this environment, non-cyclicals, select consumer-oriented sectors, defensive BBBs, new issues, and potential rising stars continue to offer attractive opportunities, while ongoing macro volatility and recession risk may lead to downside scenarios in lower quality credits.

Class:	INST
Share Type:	Accumulation
Inception date:	28 Sep '07
Fund assets (in millions):	£352.69
Unified management fee:	0.460%

Summary information	31 Mar '24
Estimated yield to maturity (Gross of fee)	5.13%
Effective duration (yrs)	5.58
Benchmark duration - provider (yrs)	5.70
Benchmark duration - PIMCO (yrs)	5.45
Effective maturity (yrs)	7.37
Average coupon	3.85%
Tracking error (10 yrs)	0.98
Information ratio (10 yrs)	0.02

Top 5 overweights (MV%)	Portfolio	BM*
Restaurants	1.64	0.50
REITS: OTHER	1.44	0.44
Technology	1.36	0.60
REITS: Residential	1.00	0.46
Food & Beverage	1.89	1.41

Top 5 underweights (MV%)	Portfolio	BM*
Financial Other	1.67	4.08
Consumer Products	0.12	1.57
Railroads	0.00	1.21
Wireless	0.29	0.91
Tobacco	0.00	0.61

*The fund is actively managed in reference to the ICE BofAML Sterling Non-Gilts Index as further outlined in the prospectus and key investor information document/key information document

Fund specific risks

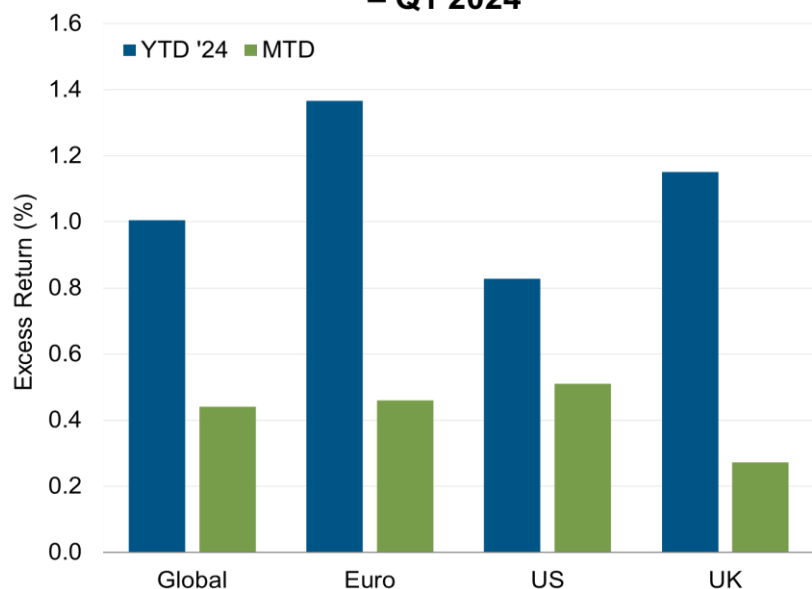
Risk	Risk Description
Credit and Default Risk	A decline in the financial health of an issuer of a fixed income security can lead to an inability or unwillingness to repay a loan or meet a contractual obligation. This could cause the value of its bonds to fall or become worthless. Funds with high exposures to non-investment grade securities have a higher exposure to this risk.
Currency Risk	Changes in exchange rates may cause the value of investments to decrease or increase.
Derivatives and Counterparty Risk	The use of certain derivatives could result in the fund having a greater or more volatile exposure to the underlying assets and an increased exposure to counterparty risk. This may expose the fund to larger gains or losses associated with market movements or in relation to a trade counterparty being unable to meet its obligations.
Liquidity Risk	Difficult market conditions could result in certain securities becoming hard to sell at a desired time and price.
Interest Rate Risk	Changes in interest rates will usually result in the values of bond and other debt instruments moving in the opposite direction (e.g. a rise in interest rates likely leads to fall in bond prices).
Mortgage Related and Other Asset Backed Securities Risks	Mortgage or asset backed securities are subject to similar risks as other fixed income securities, and may also be subject to prepayment risk and higher levels of credit and liquidity risk.

Quarter in Review

Credit spreads tightened during the first quarter amid constructive risk sentiment

The Sterling credit market returned 0.05% over the quarter, outperforming like-duration government bonds by 1.15%, as spreads tightened by 18bps. The Bank of England kept policy rates unchanged at 5.25% during the quarter as inflation continued to deaccelerate. Dovish remarks from officials and hopes that growth has bottomed out bolstered risk sentiment. While the weak growth picture represents headwinds for select industries and issuers, Sterling investment grade credit fundamentals have remained resilient thus far.

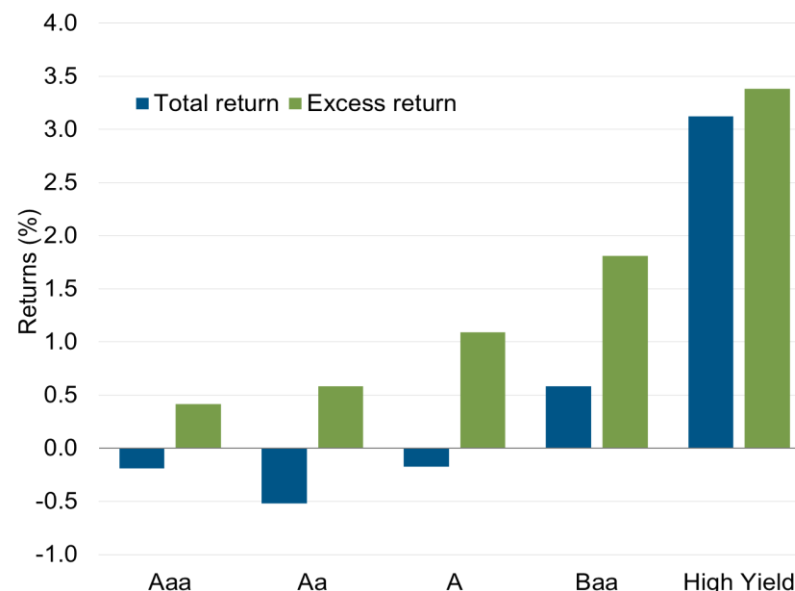
Excess returns by region – Q1 2024



On an excess return basis, all regional credit markets posted positive returns during the first quarter as spreads tightened amid improved risk sentiment. The euro credit market outperformed over the quarter amid improving macroeconomic sentiment in select geographies, partially retracing its underperformance relative to other regions last year.

Source: Bloomberg, ICE BofA Merrill Lynch

UK credit returns by quality – Q1 2024



All rating segments of the sterling credit market delivered positive excess returns during the first quarter, with lower quality segments outperforming as constructive risk sentiment led to further spread compression. That said, the higher-quality segments posted negative total returns as spread tightening was more than offset by the impact of rising rates.

Source: ICE BofA Merrill Lynch

Market Summary

Security selection and sector allocation contributed to relative performance over the quarter

Exposure to securitized products, an overweight to and security selection within REITs, as well as security selection within the banking and brokerage sector contributed to relative performance over the quarter, while underweight exposure to the insurance and government related sectors detracted.

Securitized products

Exposure to securitized products contributed to relative performance as select agency mortgage-backed securities outperformed over the quarter.

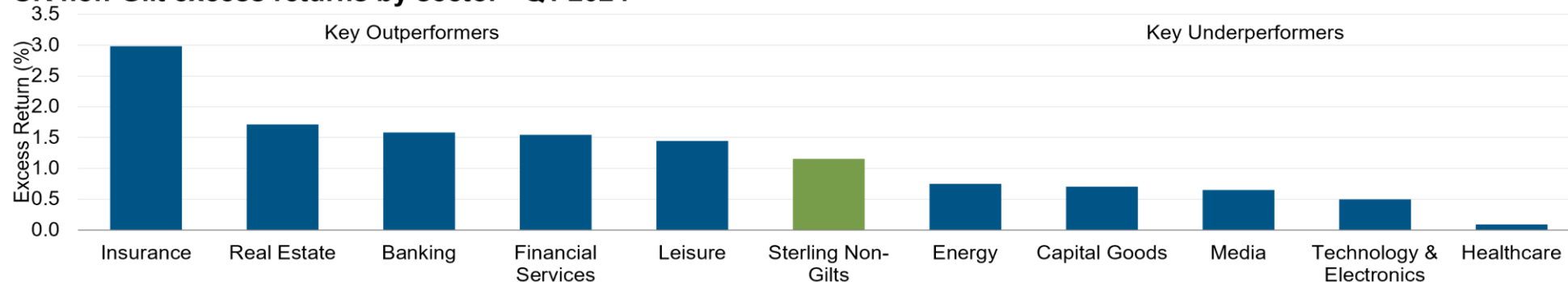
REITs

An overweight to and security selection within REITs contributed to relative performance, as the sector as well as select overweight issuers in the industrial space outperformed the broader market on the back of expectations of decreasing policy rates.

Insurance

An underweight to the insurance sector detracted from relative performance, as the sector outperformed over the quarter, as higher interest rates continued to feed through to improving investment returns.

UK non-Gilt excess returns by sector - Q1 2024



Source: ICE BofA Merrill Lynch

Investment implications: Opportune time to consider going active in global fixed income

Look global

Greater-than-usual focus on bond markets outside of the U.S.

Lock in elevated yields

Intermediate maturities can offer a “sweet spot” with markets expecting cash rates to fall

Favor high quality

Up-in-quality bias in both public and private credit markets

Go active

Differentiated macro paths present compelling opportunities for active investors

Portfolio Outlook

Portfolio Outlook

Investment grade credit fundamentals, including Sterling IG, are generally in a strong position and issuer fundamentals are expected to remain resilient. Margin pressures continue to represent headwinds for select industries and issuers, and tighter credit conditions remain a downside risk over the cyclical horizon. That said, higher quality Sterling IG will likely stay supported given deaccelerating inflation and the prospects of lower interest rates in the UK. Additionally, from a valuation standpoint, all-in yields remain elevated compared to the last 15 years and yields around current levels have historically represented attractive entry points for long-term investors.

Key strategies

Top Overweight – Restaurants

PIMCO remains constructive on the niche U.K. pub sector which offers strong asset backing and securitisation structures with ample liquidity coverage, supported by strong consumer demand for leisure activities.

Top Underweights

PIMCO maintains a more cautious approach to sectors that may be more susceptible to a downturn such as the consumer products sector as well as sectors exposed to regulatory and policy risk such as tobacco and integrated oil.

Top Overweight – REITs and Real Estate

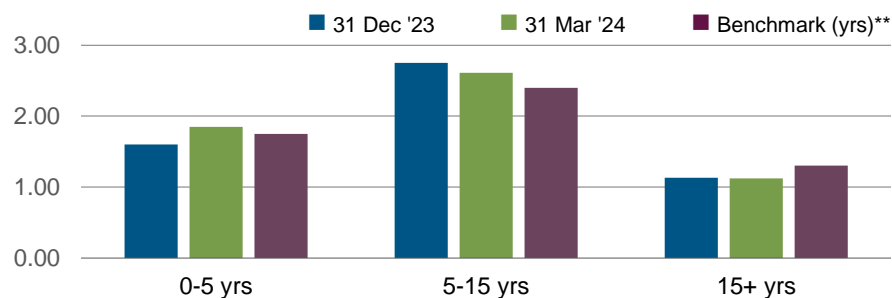
While PIMCO acknowledges ongoing risks within the sector, we remain constructive on select real estate and REIT subsectors as we do see pockets of value in the overall sector, which is currently undergoing a deleveraging cycle. The majority of issuers in the portfolio have demonstrated stable operating fundamentals over recent quarters and are expected to be able to continue to navigate the deleveraging phase through rental growth, asset sales, and equity raises. Our preference is for REIT subsectors with secular rental growth drivers such as data centers and issuers with deleveraging potential.

Macro strategies

We have continued to dynamically manage the duration positioning of the portfolio and have moved from a modest underweight relative to the benchmark in the beginning of the quarter to a modest overweight at the end of March.

Portfolio characteristics

Key rate duration exposure



	Portfolio (yrs)		Benchmark (yrs)**
	31 Dec '23	31 Mar '24	31 Mar '24
0-5 yrs	1.60	1.85	1.75
5-15 yrs	2.75	2.61	2.40
15+ yrs	1.13	1.12	1.30
Total	5.48	5.58	5.45

Interest rate exposure

	Portfolio (yrs)		Benchmark (yrs)**
	31 Dec '23	31 Mar '24	31 Mar '24
Effective duration	5.48	5.58	5.45
Bull market duration	5.52	5.57	5.53
Bear market duration	5.53	5.60	5.36
Spread duration			
Mortgage spread duration	0.34	0.44	0.10
Corporate spread duration	4.38	4.43	4.54
Emerging markets spread duration	0.07	0.06	0.07
Swap spread duration	0.13	0.29	0.00
Covered bond spread duration	0.05	0.07	0.04
Sovereign related spread duration	0.20	0.27	0.98

Derivative exposure (% of duration)

	31 Dec '23	31 Mar '24
Government futures	-8.87	-9.62
Interest rate swaps	0.88	4.13
Credit default swaps*	0.62	0.45
Purchased swaps	0.00	0.00
Written swaps	0.62	0.45
Options	-0.37	-0.05
Purchased Options	0.00	0.00
Written Options	-0.37	-0.05
Mortgage Derivatives	0.00	0.00
Money Market Derivatives	2.22	1.40
Futures	0.00	0.00
Interest rate swaps	2.22	1.40
Other Derivatives	0.00	0.00

* Shown as a percentage of market value

**Benchmark duration is calculated by PIMCO
Benchmark: ICE BofAML Sterling Non-Gilts Index

Country and currency exposure

Country exposure by currency of settlement

	31 Dec '23		31 Mar '24	
	Duration (yrs)	FX (%)	Duration (yrs)	FX (%)
United States	-0.06	0.02	-0.01	-0.01
Japan	-0.19	-0.02	-0.11	-0.02
Eurozone	0.01	0.02	0.10	0.04
Belgium	0.00	0.00	0.04	0.00
Euro Currency	0.00	0.02	0.00	0.04
European Union	0.21	0.00	0.20	0.00
France	0.03	0.00	0.03	0.00
Germany	-0.30	0.00	-0.23	0.00
Italy	0.04	0.00	0.03	0.00
Luxembourg	0.01	0.00	0.01	0.00
Netherlands	0.01	0.00	0.00	0.00
Slovakia	0.00	0.00	0.02	0.00
United Kingdom	5.68	99.91	5.60	99.93
Europe non-EMU	0.00	0.01	0.00	0.01
Dollar Block	0.05	0.06	0.00	0.05
Australia	0.05	0.06	0.00	0.05
Other Industrialized Countries	0.00	0.00	0.00	0.00
EM - Asia	0.00	0.00	0.00	0.00
EM - Latin America	0.00	0.00	0.00	0.00
EM - CEEMEA	-0.00	0.00	0.00	0.00
Total	5.48	100	5.58	100

Emerging markets exposure by country of risk

	31 Dec '23			31 Mar '24		
	% of MV short duration Instruments	% of MV bonds	Duration (yrs)	% of MV short duration Instruments	% of MV bonds	Duration (yrs)
Hungary	-0.01	0.64	0.00	0.00	0.00	0.00
Mexico	0.00	0.11	0.01	0.00	0.11	0.01
Total	-0.01	0.75	0.01	0.00	0.11	0.01

Additional share class performance

Performance (Institutional class, Accumulation Shares)

Past performance does not predict future results

Performance	31 Mar '19 31 Mar '20	31 Mar '20 31 Mar '21	31 Mar '21 31 Mar '22	31 Mar '22 31 Mar '23	31 Mar '23 31 Mar '24
Before fees (%)	0.45	8.69	-5.08	-10.70	6.85
After fees (%)	0.05	8.20	-5.52	-11.11	6.36
ICE BofAML Sterling Non-Gilts Index (%)*	1.67	6.98	-5.09	-10.27	6.15
Before fees alpha (bps)	-122	171	1	-43	70
After fees alpha (bps)	-162	123	-43	-84	21

The following information is additional to, and should be read only in conjunction with, the calendar year performance data presented below.

Past performance does not predict future results

Calendar Year (Net of Fees)	2014	2015	2016	2017	2018	2019	2020	2021	2022	2023	YTD
After fees (%)	12.89	0.94	11.25	5.56	-2.18	11.12	5.98	-3.15	-18.51	8.52	0.20
ICE BofAML Sterling Non-Gilts Index (%)*	12.35	0.71	10.60	4.34	-1.57	9.47	7.96	-3.03	-17.75	8.62	0.05

SOURCE: PIMCO.

The fund is actively managed in reference to the ICE BofAML Sterling Non-Gilts Index Index as further outlined in the prospectus and key investor information document/key information document

*The benchmark is shown for performance comparison purpose only. Benchmark: ICE BofAML Sterling Non-Gilts Index Index.

Past performance is not a guarantee or a reliable indicator of future results. All periods longer than one year are annualised

Refer to Important Disclosures and the relevant sections of the Fund prospectus for additional performance and fee, chart, GIS funds, index, and risk information

Additional share class performance

Past Performance is not a guarantee or reliable indicator of future results and no guarantee is being made that similar returns will be achieved in the future.

Performance (Net of Fees)	31 Mar '19	31 Mar '20	31 Mar '21	31 Mar '22	31 Mar '23	SI
	31 Mar '20	31 Mar '21	31 Mar '22	31 Mar '23	31 Mar '24	
UK Corporate Bond Fund Institutional Accumulation	0.05	8.20	-5.52	-11.11	6.36	4.26
UK Corporate Bond Fund Institutional Income	0.06	8.21	-5.52	-11.07	6.29	0.79
UK Corporate Bond Fund Z Class Accumulation	-	8.64	-5.04	-10.73	6.86	-1.55
ICE BofAML Sterling Non-Gilts Index	1.67	6.98	-5.09	-10.27	6.15	-

Additional share class performance

Past Performance is not a guarantee or reliable indicator of future results and no guarantee is being made that similar returns will be achieved in the future.

UK Corporate Bond Fund (net of fees performance)

Performance periods ended: 31 Mar '24	Unified Management Fee	NAV currency	Class Inception date	3 mos.	6 mos.	1 yr.	3 yrs.	5 yrs.	10 yrs.	SI
UK Corporate Bond Fund Institutional Accumulation	0.460	GBP	28 Sep '07	0.20	7.91	6.36	-3.69	-0.67	2.54	4.26
UK Corporate Bond Fund Institutional Income	0.460	GBP	08 Jul '16	0.17	7.88	6.29	-3.70	-0.67	-	0.79
UK Corporate Bond Fund Z Class Accumulation	0.000	GBP	20 Nov '19	0.32	8.23	6.86	-3.24	-	-	-1.55
ICE BofAML Sterling Non-Gilts Index	-	-	-	0.05	7.43	6.15	-3.31	-0.34	2.54	4.02

Important Disclosures

Marketing Communication

This is a marketing communication. This is not a contractually binding document and its issuance is not mandated under any law or regulation of the European Union or the United Kingdom. This marketing communication does not include sufficient detail to enable the recipient to make an informed investment decision. Please refer to the Prospectus of the UCITS and to the KIID/KID before making any final investment decisions.

For professional use only

The services and products described in this communication are only available to professional clients as defined in the MiFiD II Directive 2014/65/EU Annex II Handbook and its implementation of local rules and as defined in the Financial Conduct Authority's Handbook. This communication is not a public offer and individual investors should not rely on this document. Opinion and estimates offered constitute our judgment and are subject to change without notice, as are statements of financial market trends, which are based on current market conditions. We believe the information provided here is reliable, but do not warrant its accuracy or completeness.

For qualified investor use only

The information provided herein does not constitute an offer of the product incorporated in Ireland, in Switzerland pursuant to the Swiss Federal Law on Financial Services ("FinSA") and its implementing ordinance. This is solely an advertisement pursuant to FinSA and its implementing ordinance for the product. Swiss representative and paying agent : BNP PARIBAS, Paris, Zurich branch, Selnaustrasse 16, 8002 Zurich, Switzerland. The prospectus, articles of association, Key Information Document(s) and annual and semi-annual financial reports of the product may be obtained free of charge from the Swiss representative.

Additional Information/Documentation

A Prospectus is available for PIMCO Funds and UCITS Key Investor Information Documents (KIIDs) (for UK investors) and Packaged retail and insurance-based investment products (PRIIPS) key information document (KIDs) are available for each share class of each the sub-funds of the Company. The Company's Prospectus can be obtained from www.fundinfo.com and is available in English, French, German, Italian, Portuguese and Spanish. The KIIDs and KIDs can be obtained from www.fundinfo.com and are available in one of the official languages of each of the EU Member States into which each sub-fund has been notified for marketing under the Directive 2009/65/EC (the UCITS Directive). In addition, a summary of investor rights is available from www.pimco.com. The summary is available in English. The sub-funds of the Company are currently notified for marketing into a number of EU Member States under the UCITS Directive. PIMCO Global Advisors (Ireland) Limited can terminate such notifications for any share class and/or sub-fund of the Company at any time using the process contained in Article 93a of the UCITS Directive.

PERFORMANCE AND FEE

Past performance is not a guarantee or a reliable indicator of future results. The "gross of fees" performance figures, if included, are presented before management fees and custodial fees, but do reflect commissions, other expenses and reinvestment of earnings. The "net of fees" performance figures reflect the deduction of ongoing charges. All periods longer than one year are annualized.

Investments made by a Fund and the results achieved by a Fund are not expected to be the same as those made by any other PIMCO-advised Fund, including those with a similar name, investment objective or policies. A new or smaller Fund's performance may not represent how the Fund is expected to or may perform in the long-term. New Funds have limited operating histories for investors to evaluate and new and smaller Funds may not attract sufficient assets to achieve investment and trading efficiencies. A Fund may be forced to sell a comparatively large portion of its portfolio to meet significant shareholder redemptions for cash, or hold a comparatively large portion of its portfolio in cash due to significant share purchases for cash, in each case when the Fund otherwise would not seek to do so, which may adversely affect performance.

Outlook

Statements concerning financial market trends or portfolio strategies are based on current market conditions, which will fluctuate. There is no guarantee that these investment strategies will work under all market conditions or are appropriate for all investors and each investor should evaluate their ability to invest for the long term, especially during periods of downturn in the market. Outlook and strategies are subject to change without notice.

Portfolio structure is subject to change without notice and may not be representative of current or future allocations.

Forecasts, estimates and certain information contained herein are based upon proprietary research and should not be interpreted as investment advice, as an offer or solicitation, nor as the purchase or sale of any financial instrument. Forecasts and estimates have certain inherent limitations, and unlike an actual performance record, do not reflect actual trading, liquidity constraints, fees, and/or other costs. In addition, references to future results should not be construed as an estimate or promise of results that a client portfolio may achieve.

Important Disclosures

Benchmark

Unless referenced in the prospectus and relevant key investor information document /Key Information Document, a benchmark or index in this material is not used in the active management of the Fund, in particular for performance comparison purposes.

Where referenced in the prospectus and relevant key investor information document /Key Information Document a benchmark may be used as part of the active management of the Fund including, but not limited to, for duration measurement, as a benchmark which the Fund seeks to outperform, performance comparison purposes and/or relative VaR measurement. Any reference to an index or benchmark in this material, and which is not referenced in the prospectus and relevant key investor information document /Key Information Document, is purely for illustrative or informational purposes (such as to provide general financial information or market context) and is not for performance comparison purposes. Please contact your PIMCO representative for further details.

The fund is actively managed in reference to the ICE BofAML Sterling Non-Gilts Index as further outlined in the prospectus and key investor information document /Key Information Document.

Correlation

As outlined under "Benchmark", where disclosed herein and referenced in the prospectus and relevant key investor information document /Key Information Document, a benchmark may be used as part of the active management of the Fund. In such instances, certain of the Fund's securities may be components of and may have similar weightings to the benchmark and the Fund may from time to time show a high degree of correlation with the performance of any such benchmark. However the benchmark is not used to define the portfolio composition of the Fund and the Fund may be wholly invested in securities which are not constituents of the benchmark.

Investors should note that a Fund may from time to time show a high degree of correlation with the performance of one or more financial indices not referenced in the prospectus and relevant key investor information document /Key Information Document. Such correlation may be coincidental or may arise because any such financial index may be representative of the asset class, market sector or geographic location in which the Fund is invested or uses a similar investment methodology to that used in managing the Fund.

ESG Category Article 6 Funds: Article 6 funds do not have sustainable investment as its objective, nor do they promote environmental and/or social characteristics.

While such funds integrate sustainability risks into its investment policy (as further outlined in the Prospectus) and this integration process forms part of the investment level due diligence of the fund, ESG information is not the sole or primary consideration for any investment decision with respect to the fund.

ESG capabilities information provided are for informational purposes only. As the Fund is actively managed and does not promote environmental or social characteristics, the climate related holdings are not static and may vary considerably overtime.

GIS Funds

PIMCO Funds: Global Investors Series plc is an umbrella type open-ended investment company with variable capital and is incorporated with limited liability under the laws of Ireland with registered number 276928. The information is not for use within any country or with respect to any person(s) where such use could constitute a violation of the applicable law. The information contained in this communication is intended to supplement information contained in the prospectus for this Fund and must be read in conjunction therewith. Investors should consider the investment objectives, risks, charges and expenses of these Funds carefully before investing. This and other information is contained in the Fund's prospectus. Please read the prospectus carefully before you invest or send money. Past performance is not a guarantee or a reliable indicator of future results and no guarantee is being made that similar returns will be achieved in the future. Returns are net of fees and other expenses and include reinvestment of dividends. The performance data represents past performance and investment return and principal value will fluctuate so that the PIMCO GIS Funds shares, when redeemed, may be worth more or less than the original cost. Potential differences in performance figures are due to rounding. The Fund may invest in non- U.S. or non-Eurozone securities which involves potentially higher risks including non-U.S. or non-Euro currency fluctuations and political or economic uncertainty. For informational purposes only. Please note that not all Funds are registered for sale in every jurisdiction. Please contact PIMCO Europe Ltd for more information. For additional information and/or a copy of the Fund's prospectus, please contact the Administrator: State Street Fund Services (Ireland) Limited, Telephone +353-1-776-0142, Fax +353-1-562-5517. ©2024.

Investment restrictions —In accordance with the UCITS regulations and subject to any investment restrictions outlined in the Fund's prospectus, the Fund may invest up to 100% of its net assets in different transferable securities and money market instruments issued or guaranteed by any of the following: OECD Governments (provided the relevant issues are investment grade), Government of Singapore, European Investment Bank, European Bank for Reconstruction and Development, International Finance Corporation, International Monetary Fund, Euratom, The Asian Development Bank, European Central Bank, Council of Europe, Eurofima, African Development Bank, International Bank for Reconstruction and Development (The World Bank), The Inter American Development Bank, European Union, Federal National Mortgage Association (Fannie Mae), Federal Home Loan Mortgage Corporation (Freddie Mac), Government National Mortgage Association (Ginnie Mae), Student Loan Marketing Association (Sallie Mae), Federal Home Loan Bank, Federal Farm Credit Bank, Tennessee Valley Authority, Straight-A Funding LLC, Government of the People's Republic of China, Government of Brazil (provided the issues are of investment grade), Government of India (provided the issues are of investment grade).

Important Disclosures

A word about risk: Investing in the **bond market** is subject to risks, including market, interest rate, issuer, credit, inflation risk, and liquidity risk. The value of most bonds and bond strategies are impacted by changes in interest rates. Bonds and bond strategies with longer durations tend to be more sensitive and volatile than those with shorter durations; bond prices generally fall as interest rates rise, and low interest rate environments increase this risk. Reductions in bond counterparty capacity may contribute to decreased market liquidity and increased price volatility. Bond investments may be worth more or less than the original cost when redeemed. Investing in **foreign denominated and/or domiciled securities** may involve heightened risk due to currency fluctuations, and economic and political risks, which may be enhanced in emerging markets. Currency rates may fluctuate significantly over short periods of time and may reduce the returns of a portfolio. **High-yield**, lower-rated, securities involve greater risk than higher-rated securities; portfolios that invest in them may be subject to greater levels of credit and liquidity risk than portfolios that do not. Sovereign securities are generally backed by the issuing government, obligations of U.S. Government agencies and authorities are supported by varying degrees but are generally not backed by the full faith of the U.S. Government; portfolios that invest in such securities are not guaranteed and will fluctuate in value. **Mortgage and asset-backed securities** may be sensitive to changes in interest rates, subject to early repayment risk, and while generally supported by a government, government-agency or private guarantor there is no assurance that the guarantor will meet its obligations. **Derivatives** may involve certain costs and risks such as liquidity, interest rate, market, credit, management and the risk that a position could not be closed when most advantageous. Investing in derivatives could lose more than the amount invested. **Diversification** does not ensure against loss.

PIMCO Europe Ltd (Company No. 2604517, 11 Baker Street, London W1U 3AH, United Kingdom) is authorised and regulated by the Financial Conduct Authority (FCA) (12 Endeavour Square, London E20 1JN) in the UK. The services provided by PIMCO Europe Ltd are not available to retail investors, who should not rely on this communication but contact their financial adviser. **PIMCO Europe GmbH (Company No. 192083, Seidlstr. 24-24a, 80335 Munich, Germany), PIMCO Europe GmbH Italian Branch (Company No. 10005170963, via Turati nn. 25/27 (angolo via Cavalieri n. 4), 20121 Milano, Italy), PIMCO Europe GmbH Irish Branch (Company No. 909462, 57B Harcourt Street Dublin D02 F721, Ireland), PIMCO Europe GmbH UK Branch (Company No. FC037712, 11 Baker Street, London W1U 3AH, UK), PIMCO Europe GmbH Spanish Branch (N.I.F. W2765338E, Paseo de la Castellana 43, Oficina 05-111, 28046 Madrid, Spain) and PIMCO Europe GmbH French Branch (Company No. 918745621 R.C.S. Paris, 50-52 Boulevard Haussmann, 75009 Paris, France)** are authorised and regulated by the German Federal Financial Supervisory Authority (BaFin) (Marie-Curie-Str. 24-28, 60439 Frankfurt am Main) in Germany in accordance with Section 15 of the German Securities Institutions Act (WpIG). The Italian Branch, Irish Branch, UK Branch, Spanish Branch and French Branch are additionally supervised by: (1) Italian Branch: the Commissione Nazionale per le Società e la Borsa (CONSOB) (Giovanni Battista Martini, 3 - 00198 Rome) in accordance with Article 27 of the Italian Consolidated Financial Act; (2) Irish Branch: the Central Bank of Ireland (New Wapping Street, North Wall Quay, Dublin 1 D01 F7X3) in accordance with Regulation 43 of the European Union (Markets in Financial Instruments) Regulations 2017, as amended; (3) UK Branch: the Financial Conduct Authority (FCA) (12 Endeavour Square, London E20 1JN); (4) Spanish Branch: the Comisión Nacional del Mercado de Valores (CNMV) (Edison, 4, 28006 Madrid) in accordance with obligations stipulated in articles 168 and 203 to 224, as well as obligations contained in Title V, Section I of the Law on the Securities Market (LSM) and in articles 111, 114 and 117 of Royal Decree 217/2008, respectively and (5) French Branch: ACPR/Banque de France (4 Place de Budapest, CS 92459, 75436 Paris Cedex 09) in accordance with Art. 35 of Directive 2014/65/EU on markets in financial instruments and under the surveillance of ACPR and AMF. The services provided by PIMCO Europe GmbH are available only to professional clients as defined in Section 67 para. 2 German Securities Trading Act (WpHG). They are not available to individual investors, who should not rely on this communication. **PIMCO (Schweiz) GmbH (registered in Switzerland, Company No. CH-020.4.038.582-2, Brandschenkestrasse 41 Zurich 8002, Switzerland)**. The services provided by PIMCO (Schweiz) GmbH are not available to retail investors, who should not rely on this communication but contact their financial adviser.

This presentation contains the current opinions of the manager and such opinions are subject to change without notice. This presentation has been distributed for informational purposes only and should not be considered as investment advice or a recommendation of any particular security, strategy or investment product. Information contained herein has been obtained from sources believed to be reliable, but not guaranteed. No part of this presentation may be reproduced in any form, or referred to in any other publication, without express written permission. PIMCO is a trademark of Allianz Asset Management of America LLC in the United States and throughout the world. ©2024 PIMCO

Important Disclosures

Acronyms and definitions of investment terms used throughout the report:

Alpha is a measure of performance on a risk-adjusted basis calculated by comparing the volatility (price risk) of a portfolio vs. its risk-adjusted performance to a benchmark index; the excess return relative to the benchmark is alpha.

Average coupon is the average of the coupon payments of the underlying bonds within the portfolio.

Average effective maturity is a weighted average of all the maturities of the bonds in a portfolio, computed by weighting each bond's effective maturity by the market value of the security.

"Bend-but-not-break" refers to credits that PIMCO would not expect to default in a credit-stressed environment.

Beta is a measure of price sensitivity to market movements. Market beta is 1.

Breakeven inflation rate (or expectation) is a market-based measure of expected inflation or the difference between the yield of a nominal and an inflation-linked bond of the same maturity.

Carry is the rate of interest earned by holding the respective securities.

The terms **"cheap" and "rich"** as used herein generally refer to a security or asset class that is deemed to be substantially under- or overpriced compared to both its historical average as well as to the investment manager's future expectations. There is no guarantee of future results or that a security's valuation will ensure a profit or protect against a loss.

CPI is the Consumer Price Index.

The **credit quality** of a particular security or group of securities does not ensure the stability or safety of an overall portfolio. The quality ratings of individual issues/issuers are provided to indicate the credit-worthiness of such issues/issuer and generally range from AAA, Aaa, or AAA (highest) to D, C, or D (lowest) for S&P, Moody's, and Fitch respectively.

Dividend yield is represented by the weighted average coupon divided by the weighted average price.

Duration is the measure of a bond's price sensitivity to interest rates and is expressed in years.

Effective duration is the duration for a bond with an embedded option when the value is calculated to include the expected change in cash flow caused by the option as interest rates change.

Forward curve is a function graph that defines the prices at which a contract for future delivery or payment can be concluded today.

Fallen angel is a bond that was initially given an investment grade rating but has since been reduced to below investment grade status.

GFC is the Global Financial Crisis.

Information ratio is a ratio of portfolio returns above the returns of a benchmark to the volatility of those returns.

Like-duration Securities are calculated by the index provider by comparing the index return to a hypothetical matched position in the security.

LNG is Liquefied Natural Gas.

The **Option Adjusted Spread (OAS)** measures the spread over a variety of possible interest rate paths. A security's OAS is the average return an investor will earn over Treasury returns, taking all possible future interest rate scenarios into account. The OAS is the net spread over the swap curve that will on average be earned if the security is held to maturity.

Rising star is the term given to a bond that was rated high yield but has since been upgraded to investment grade.

"Risk assets" are any financial security or instrument that are likely to fluctuate in price.

Risk premia is the return in excess of the risk-free rate of return an investment is expected to yield.

Roll yield is the yield that a futures investor captures as their long position in a futures contract converges to the spot price.

"Safe haven" is an investment that is expected to retain or increase in value during times of market turbulence.

"Safe Spread" is defined as sectors that we believe are most likely to withstand the vicissitudes of a wide range of possible economic scenarios. All investments contain risk and may lose value.

The **SEC yield** is an annualized yield based on the most recent 30 day period. The subsidized yield includes contractual expense reimbursements and it would be lower without those reimbursements. The

Unsubsidized 30 day SEC Yield excludes contractual expense reimbursements.

Tracking error measures the dispersion or volatility of excess returns relative to a benchmark.

To relate the price sensitivity of ILBs to changes in nominal yields, yield beta is applied to nominal changes to arrive at a price sensitivity of ILBs to changes in nominal rates. A **yield beta** of 0.90 implies that if nominal yields move 100 basis points, real yields will move 90 basis points. ILBs with long maturity may respond differently to changes in nominal rates than shorter maturity ILBs.

The distribution yield for monthly paying Funds is calculated by annualizing actual dividends distributed for the monthly period ended on the date shown and dividing by the net asset value on the last business day for the same period. The distribution yield for quarterly paying Funds is calculated by taking the average of the prior four quarterly distribution yields. The quarterly distribution yields are calculated by annualizing actual dividends distributed for the quarterly period ended on the most recent quarterly distribution date and dividing by the net asset value for the same date. The yield does not include long- or short-term capital gains distributions.

Asset-Backed Security (ABS); Bank of England (BOE); Bank of Japan (BOJ); Breakeven Inflation (BEI); Collateralized Debt Obligation (CDO); Collateralized Loan Obligation (CLO); Commercial Mortgage-Backed Security (CMBS); Developed Markets (DM); Emerging Markets (EM); Federal Reserve Board (The Fed); Europe Central Bank (ECB); Federal Open Market Committee (FOMC); Foreign Exchange (FX); Gross Domestic Product (GDP); Gulf Cooperation Council (GCC); High Yield (HY); Inflation-Linked Bond (ILS); Investment Grade (IG); Leveraged-buyout (LBO); Loan-to-Value (LTV); Master Limited Partnership (MLP); Mortgage-Backed Security (MBS); Market Weighted Spread (MWS); Real Estate Investment Trust (REIT); Residential Mortgage-Backed Security (RMBS); Treasury Inflation-Protected Security (TIPS); Year-over-Year (YoY)